

A SYMBOL IS A PROMISE.



The Official 35mm Camera of the 1984 Olympic Games



Contributor to the U.S. Olympic Team



Photographic Consultant to the National Football League



PHOTOGRAPHIC CONSULTANT TO THE NATIONAL BASKETBALL ASSOCIATION



OFFICIAL CAMERA OF THE NATIONAL HOCKEY LEAGUE



Official 35mm Camera of the PGA Championship



Official Camera of the United States Football League



OFFICIAL CAMERA OF 1983 U.S. OPEN TENNIS CHAMPIONSHIPS



LONG BEACH GRAND PRIX

Canon

CANON INC. 7-1, Nishi-Shinjuku 2-Chome, Shinjuku-ku, Tokyo 160, Japan
Mailing address: P.O. Box 5050, Dai-ichi Seimei Building, Tokyo 160, Japan

- U.S.A. **CANON U.S.A., INC. HEADQUARTERS**
One Canon Plaza, Lake Success, N.Y. 11042, U.S.A.
- CANON U.S.A., INC. MANHATTAN SERVICE CENTER**
600 Third Avenue, New York, N.Y. 10016, U.S.A.
- CANON U.S.A., INC. ATLANTA BRANCH**
6380 Peachtree Industrial Blvd., Norcross, Georgia 30071, U.S.A.
- CANON U.S.A., INC. CHICAGO BRANCH**
140 Industrial Drive, Elmhurst, Illinois 60126, U.S.A.
- CANON U.S.A., INC. LOS ANGELES BRANCH**
123 Paulanno Avenue East, Costa Mesa, California 92626, U.S.A.
- CANON U.S.A., INC. LOS ANGELES SERVICE CENTER**
3321 Wilshire Blvd., Los Angeles, California 90010, U.S.A.
- CANON U.S.A., INC. SAN FRANCISCO OFFICE**
776 Market Street, San Francisco, California 94102, U.S.A.
- CANON U.S.A., INC. DALLAS OFFICE**
2035, Royal Lane, Suite 290, Dallas, Texas 75229, U.S.A.
- CANON U.S.A., INC. HONOLULU OFFICE**
Bldg. B-2, 1050 Ala Moana Blvd., Honolulu, Hawaii 96814, U.S.A.
- CANADA **CANON CANADA INC. HEADQUARTERS**
3245 American Drive, Mississauga, Ontario L4V 1M4, Canada
- CANON CANADA INC. MONTREAL SERVICE CENTER**
10652 Côte de Liesse, Lachine, Quebec H8T 1A5, Canada
- CANON CANADA INC. CALGARY OFFICE**
2828, 15th Street, N.E. Calgary, Alberta T2E 7K7, Canada
- EUROPE, AFRICA & MIDDLE EAST **CANON EUROPA N.V.**
P.O. Box 7907, 1008 AC Amsterdam, The Netherlands
- CANON FRANCE-PHOTO CINEMA S.A.**
30, boulevard Vital-Bouhot, Ile de la Jatte, 92521 Neuilly-sur-Seine, France
- CENTRAL & SOUTH AMERICA **CANON UK LTD.**
Units 4 & 5, Brent Trading Centre, North Circular Road, London NW10 0JF, United Kingdom
- CANON LATIN AMERICA, INC. DEPTO. DE VENTAS**
Apartado 7022, Panamá 5, República de Panamá
- CANON LATIN AMERICA, INC. CENTRO DE SERVICIO Y REPARACION**
Apartado 2019, Zona Libre de Colón, República de Panamá
- SOUTHEAST ASIA **CANON HONGKONG TRADING CO., LTD.**
Golden Bear Industrial Centre, 7/F, 66-82 Chai Wan Kok Street, Tsuen Wan, New Territories, Hong Kong
- CANON SINGAPORE PTE. LTD.**
60-B Martin Road, #10-01/08, Singapore Warehouse, Block C, Singapore 0923
- OCEANIA **CANON AUSTRALIA PTY. LTD.**
Unit 127, Waterloo Road, North Ryde (Macquarie Park), N.S.W. 2113, Australia
- JAPAN **CANON SALES CO., INC.**
11-28, Mita, 3-Chome, Minato-ku, Tokyo 108, Japan

Canon T70

MULTIPLE PROGRAM AE DUAL METERING SYSTEM





Photography Enters the Computer Age

The computer age is here. It's affecting life-styles and the world we live in. And now a revolutionary new Canon camera is changing the way we look at the world.

Like today's computers, the T70 is designed to perform a multitude of tasks with split-second response and unflinching accuracy. Data input into the T70's microprocessor brain give not one but three daylight programmed exposure modes. These select the most appropriate aperture/shutter speed combination for the lighting *and* the lens in use: wide-angle, standard or telephoto. Flash photography is also fully programmed. For fast-paced action, there's Shutter-Priority AE and when the situation demands, Manual override. Another feature that makes the T70 really two cameras in one is dual metering. Flick a switch to select either Center-weighted average or Selective Area metering.

The T70 is a quantum advance in camera technology. Yet advanced doesn't mean complicated. The T70 is delightfully simple to use. This shows in its streamlined, compact design. Gone is the traditional, bulky shutter dial: shutter speed selection is now a convenient, push button operation. There's no film advance lever, either. A built-in motor handles film advance and rewind. And in another departure from the conventional, a large LCD panel displays all essential information.

The T70's computerized virtuosity doesn't end there. A new dedicated accessory, the Command Back 70, records data on the film automatically and will even instruct the camera to take pictures—regular shots and time exposures—at set intervals. Naturally, the T70 also accepts our full line of FD lenses and accessories.

The Canon T70. Sophisticated electronics make it simple.



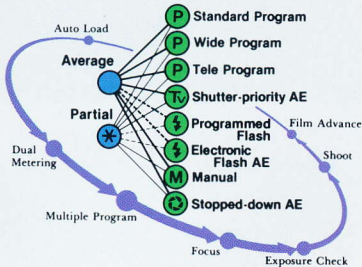
8 Exposure Modes

Multiprogram auto exposure

- Standard Program
- Wide Program
- Tele Program
- Shutter-priority AE
- Programmed Flash
- Electronic Flash AE
- Manual
- Stopped-down AE

Dual metering system

- Center-weighted Average
- Selective Area

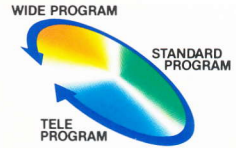


Automated film transport

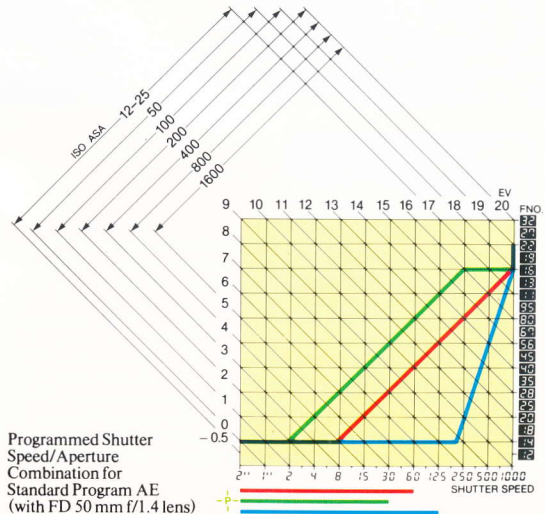
Auto-load, automatic wind/rewind

- Push button controls, digital LCD panel
- Sleek profile, superb balance and handling
- Power-saving design
- Reliability-enhancing features
- System accessories including multipurpose Command Back 70 and programmed Speedlite 277T

Programmed Versatility

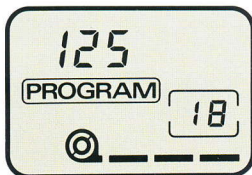


The T70 is programmed for every conceivable photographic situation. Standard program is for spontaneous shots in normal daylight. Wide Program gives you more depth of field for creative effect. Tele is the action program. Its faster shutter speeds minimize the risk of image blur, especially with telephoto lenses. All three programs can be used with any lens.



Dynamic response for every
situation

STANDARD PROGRAM



Capture fleeting instants with
focus-and-shoot ease. Standard
Program is designed for
moments like this. Moments

when sudden shifts in light can transform highlights into shadows
and vice versa. This program is balanced to take such various into
account. The result is a perfect exposure every time you press the
shutter button. As the graph shows on p. 5, Standard Program
takes a middle path in choosing the shutter speed and aperture.

The program is therefore best suited for lenses from wide-angle to
short telephoto. In low light, the viewfinder's P symbol flashes to
warn that the camera is going to select a shutter speed below 1/60
sec.

For a deeper photographic
experience

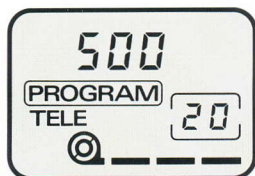
WIDE PROGRAM



Depth of field is a term that refers to the area in focus in front of and behind the subject. The Wide Program emphasizes depth of field and is especially effective with wide-angle lenses. Landscapes, group shots and crowded interiors are just some of the many situations where it comes in handy. It gives you the opportunity for creative self-expression while at the same time providing the full responsiveness of programmed automation. The T70 increases depth of field by selecting smaller apertures at the expense of faster shutter speeds. The P mark flashes at speeds below 1/30 sec.

Programmed for action

TELE PROGRAM



In the Tele Program mode, the T70 uses the fastest shutter speed that the light will allow. Depth of field here is a secondary consideration, so the aperture remains wide open until about 1/250 sec. As the drama unfolds in the viewfinder, you can concentrate entirely on capturing the decisive moment, free of image blur even with long telephoto lenses. If camera movement is likely to be a problem (at speeds under 1/125 sec) the P mark will blink. Tele Program isn't confined to use with telephoto lenses; it is equally effective with standard and wide angle optics.

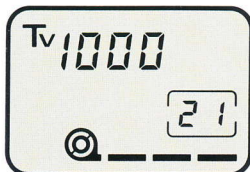
Two Metering Options at Your Fingertips

Freeze life in its tracks

SHUTTER-PRIORITY AE



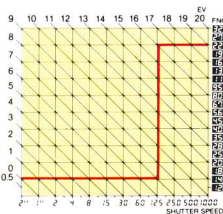
www.butkus.us



Control of the shutter speed is a decided advantage when you want to arrest the action or intentionally blur the subject to convey the sensation of movement. Shutter-priority AE is the mode for this. With the lens at "A", press the mode selector and the shift button until Tv

appears on the display. Then select the required shutter speed using either of the shift buttons. The T70 automatically chooses the right f/stop. You can check in the finder what aperture the camera has selected by pressing the shutter button halfway or by pressing the exposure preview button.

What if the light grows too bright or too dark for the selected shutter speed? This is where previous "automatic" cameras showed that they weren't so automatic after all. They would simply give either a washed out or underexposed picture. The T70 is more resourceful. When the light level exceeds the minimum or maximum lens aperture, the camera switches automatically to a higher or lower shutter speed. At the same time, the aperture number in the finder blinks as a warning. For reference, the LCD panel displays the new shutter speed.

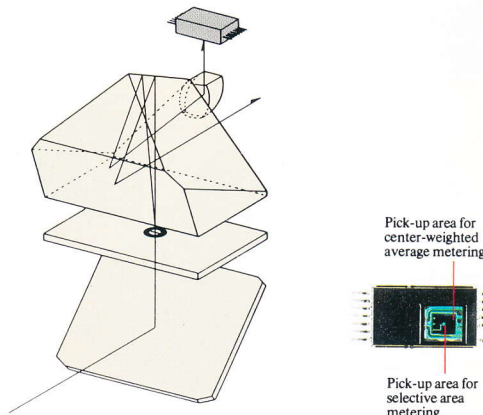


Graph of Shutter Priority AE (with shutter speed set to 1/125 sec)
* Horizontal lines indicate operation of safety shift.

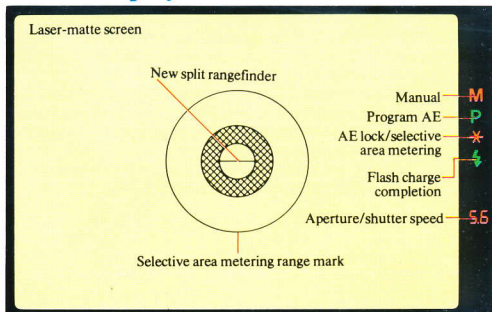
Science fiction movies notwithstanding, the computer has yet to be invented that can match the human brain's powers of deductive reasoning. Nor can computers simulate or anticipate our feelings and emotions. They can only assist us in achieving our goals.

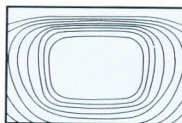

Canon's engineers recognized this. They decided that it was high time the photographer was given more control over one of the key elements in photography: exposure. So, whereas other electronic cameras feature just one metering system as a compromise solution for multiple situations, the T70 has *two* metering systems.

Center-weighted average metering is available for scenes with uniform lighting, free of harsh contrasting tones and highlights. To cope with strongly backlit subjects and when using long focal length lenses, there's Selective Area (Partial) metering. Metering mode selection is made by a simple slide switch.



Finder Display

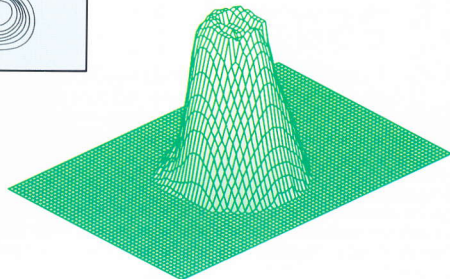
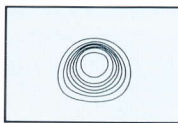




Center-weighted average metering

Light coming through the lens is refocused by an aspherical metering element and prism onto a highly sensitive SPC located above the eyepiece.

The output from two independent photosensitive areas of the SPC is switched electronically to change the metering pattern. The patterns themselves, depicted above and on the facing page by a three-dimensional computer graphics model and chart, are based on an exhaustive analysis of thousands of photographic situations. In Center-weighted average metering, sensitivity is concentrated on the central picture area—the normal subject position—and diminishes toward the edges.



Selective Area metering

Overreliance on one metering system can result in disappointment. An extremely bright background, for example, will fool an average type exposure meter, causing the subject to come out too dark. The T70 solves the problem with the addition of Selective Area metering. This restricts metering sensitivity to the frame's central portion, or 11% of the image area.

Handy AE Lock

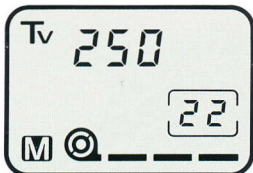
A backlit subject positioned off-center presents no difficulty, either. In the Selective Area mode, pressing the shutter button halfway or pressing the exposure preview button locks the exposure. Simply take a reading of the subject close up, then recompose the picture and release the shutter. The AE lock works with both Shutter-priority AE and the program modes.

Discover the artist in you

MANUAL MODE

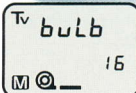

New perspectives with ease
and precision

STOPPED-DOWN AE



When your mind's eye tells you that a particular scene requires the human touch, switch over to Manual. Now you are in full control. You set your own

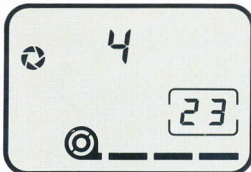
shutter speed and aperture to create the mood and tone. Experiment. Let your imagination run free. Experience is your guide, artistic fulfillment your aim. The T70, for its part, is ready to help you by providing a full aperture reading in the finder. And like every other mode, it'll issue exposure warnings when necessary.



Stopwatch time exposure


Digital quartz technology replaces the rule of thumb method of mentally counting off the seconds during time exposures. With the shutter speed at "bulb", release the shutter.

The frame counter converts to a stopwatch and counts to 30 seconds repeatedly. Dashes mark the 30 sec increments to give an accurate record of timed exposures up to 2 minutes long.




The T70 can take you on journeys to miniature worlds of indescribable beauty. With a few simple accessories and the camera in Stopped-down AE mode, you can observe insects and plant life from a completely fresh vantage point.

From macro and macrophoto lenses to auto bellows units and extension tubes, the Canon close-up system has everything you need to put even the tiniest subject on film. Other equipment is available for applications as esoteric as copying and slide duplication. Double Cable Release operation is possible with an adapter. And the beauty of it, it's all so easy. Stopped-down AE is set with the same handy buttons as the other modes. An aperture symbol on the LCD display signifies the mode. All you have to do is choose the aperture, focus and shoot.



The T70's "Television Screen" Display

LCD Panel




All the indicators are shown here but normally only the information needed at the time is displayed.



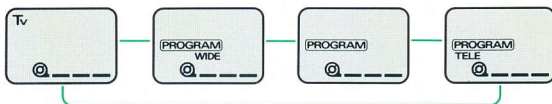
3-level battery check

The battery check doesn't just inform if the batteries are dead or okay. It also tells you their strength. Three dashes indicate fully charged condition, two dashes satisfactory level. Change the batteries when only one dash appears.




Film speed button

Film speeds from ISO 12 to 1600 can be set. Keeping the film speed button depressed, tap the UP or DOWN shift button to select the speed. Press the shift button continuously and the speeds advance automatically, pausing briefly at the most commonly used film speeds (ISO 25, 100 and 400).



AE Mode Selector

Mode selection is a simple, two button operation. While pressing the AE mode selector, set the desired mode with either shift button. The modes advance in the sequence of Tv (time value) for Shutter-priority AE, Wide Program, Standard Program and Tele Program.



Shutter speed selection



Set the mode to Tv first and shutter speeds from 1/1000 sec down to 2 secs and bulb can be keyed in with the shift buttons.



Self-timer operation

The self-timer provides a 10-second digital countdown as well as the usual audible warning. The beep tone increases in tempo two seconds before shutter release. To cancel the self-timer, press the battery check button.

Multifunctional Prime Mover



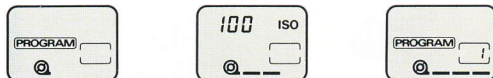
Error-proof automatic film loading

The T70's rugged, built-in motor makes life easier in a number of ways. Place the film in the camera and draw the leader across to the orange mark. Close the back. The camera fires off several blank shots then stops at the first frame. After taking each picture, it automatically advances the film to the next frame. Continuous shooting? That's possible, too. Just hold the shutter button down. A rapid beeping sound warns when the film reaches the end and the LCD flashes. Auto-rewind is initiated by pressing the rewind button after sliding its release switch.



Remote Switch 60 T3

Remote operation is another advance. Plug the Remote Switch 60 T3 (optional accessory) into the camera's remote control terminal.

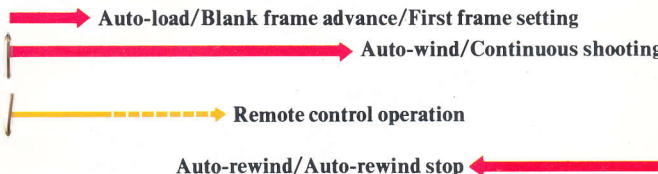


Auto-load/film advance

Automatic blank film advance is indicated by three dashes flashing in sequence from left to right. At the same time, the ISO film speed is displayed briefly as a reminder. The counter reads "1" for the first frame.



After each picture, the same sequential dashes let you know that the film is advancing correctly. If you forget to load the camera, the cartridge symbol and dashes will not appear.




Auto-rewind display

During auto-rewind the dashes flash in the direction of film travel toward the cartridge symbol and the counter gives a subtractive reading.

Failure possibility factor zero

PROGRAM MED FLASH

- ① Flash head
- ② Preflash unit
- ③ Flash control and preflash receptor
- ④ Battery chamber / battery chamber cover
- ⑤ Lock screw
- ⑥ Mode selector
- ⑦ Pilot lamp
- ⑧ ISO speed window
- ⑨ ISO speed switch
- ⑩ Aperture selector
- ⑪ Main switch



Flash photography is another area where the T70 shines. A new programmed Speedlite gives stunning results under all conditions.

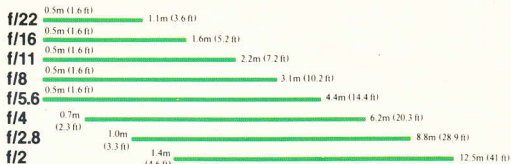
Attach the Speedlite 277T to the camera and you have a combination unrivalled in scope and versatility. Indoors or outdoors, in pitch darkness or for fill-in light in bright sunshine, the 277T delivers. It measures the subject's own reflectivity and the ambient lighting. And while other flash units offer three or perhaps four automatic apertures, the 277T has 8. The vastly enhanced depth of field control and faster recycling that this affords are invaluable advantages for creative flash photography.

In the Program mode, the aperture is set automatically. Press the shutter button gently and the unit fires a low-intensity infrared preflash to measure the distance. The aperture chosen by the flash is indicated in the finder and on the 277T's back panel. If the viewfinder LED flashes a warning, move closer to the subject. Now focus and shoot. The shutter is automatically released at the 1/90 sec sync speed. Electronic Flash AE is equally easy. Just key in the desired aperture and leave the rest to the 277T.

Wide Adapter



Auto Shooting ranges with FD 50 mm f/1.4




The 277T features 8 automatic apertures (f/2 to f/22) for greater coverage and maximum control of depth of field.

Specifications

Guide number: 25 (ISO 100/21°, ASA 100-m) or 82 (ISO 100/21°, ASA 100-ft) **Flash coverage angle:** Covers the field of view of 35 mm lens in the 35 mm format. **Recycling time:** 0.5 sec to 8 sec (full flash) when using alkaline batteries; 0.5 sec to 6 sec (full flash) when using Ni-Cd batteries. **Number of flashes:** 200 (full flash) when using alkaline batteries; 65 (full flash) when using Ni-Cd batteries. **Flash aperture:** Automatically set: f/2, 2.8, 4, 5.6, 8, 11, 16, 22. (Manual selection is also possible from f/2 to f/22 in 8 steps) **Auto shooting distance range:** (ISO 100/21°, ASA 100): 0.5 m to 12.5 m (1.6 ft to 41 ft) (varies according to the aperture and film speed.) **Out of auto shooting distance range:** With Program flash AE if the subject is too far away, the aperture value flashes in the viewfinder when the shutter button is pressed halfway. **Film speed scale:** ISO 25/15° to ISO 400/27° (ASA 25 to ASA 400) **Power source:** Four AA size alkaline batteries (6V) or Ni-Cd batteries (4.8V) **Dimensions:** 66 (W) × 97 (H) × 64.5 (D) mm (2-5/8" × 3-13/16" × 2-9/16") **Weight:** 280 g (9-7/8 oz) with batteries

Subject to change without notice.

Flash Photography



COMMAND BACK 70

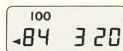
Module for unmanned photography and data recording

The optional Command Back 70 quickly and easily interchanges with the standard back to become the nerve center for a host of quartz-controlled data imprinting and timer functions. An LCD readout and push buttons on the slim unit let you input instructions for self-timed shutter release between 1 second and 23 hrs, 59 mins, 59 secs. Interval shooting over the same time frame is also possible and an invaluable asset in such fields as close-up photography. The camera can be set to take pictures at fixed intervals until the film runs out or for a predetermined number of frames. Time exposure control, in combination with other command functions if required, allows long exposures of up to several hours duration.

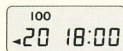
Data recording is a boon for professional and amateur alike. A built-in calendar keeps track of leap years and different month lengths up to the year 2029. The day/month/year can be recorded on the film in three different orders to document important events. For an up-to-the-minute record, the day, hour and minute can be imprinted. An alphanumeric coding mode lets you assign any 6 digit code including the letters A through F. The frame counter is also recordable. All data imprinting functions can be used in conjunction with the command modes.



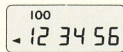
Data recording



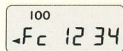
Auto-date automatically records the date up to the year 2029 in year/month/day, day/month/year or month/day/year order.




Record the time, to the exact minute, when you took the picture. The digital clock also gives the day.



Encode important pictures for efficient filing and retrieval. The letters A through F can be included in the 6-digit code.




Sequential numbering of the frames up to 9999 is possible in the frame counter mode.




Data imprinting function off.

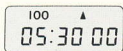
Command modes




Delayed shutter release of any set time from 1 sec to 23 hrs, 59 mins, 59 secs is possible in self-timer mode.



Program the Command Back 70 to take repeat shots at fixed intervals.



Long exposures can be made unattended and with extreme accuracy.




The number of pictures to be taken is programmable with the frame counter mode.

Specifications

Type: Fully automatic data back with LCD display, quartz digital auto calendar, and camera control function usable with T70. **Data recording function:** Four modes plus non-recording (OFF). ● Year/month/day (switchable to day/month/year or month/day/year) ● Day/hour/minute ● Record number (up to six digits, or the letters A through F, or a space) ● Frame counter: Max. 4 digits (additive) **Command function:** Three timer modes and a frame counter mode. ● Self-timer ● Interval timer ● Long release timer These three can be set in 1-second units from 1 sec to 23 hours, 59 minutes, 59 secs. ● Frame counter setting (the number of exposures can be set from 1 to 99.) Any combination of these command modes is possible, however, the long release mode and the frame counter mode cannot be used without the interval mode. Data recording and command functions can be used in combination. **Power source:** 3V, provided by one coin-type lithium battery. (CR2025). **Battery life:** About 4 years. **Dimensions:** The Command Back 70 increases the overall depth of the camera by 3.4 mm. **Weight:** 65 g (2-5/16 oz) (compared to 50 g (1-3/4 oz) for the ordinary camera back.)

Subject to change without notice.

Command Photography



25
← R 36

25
▲ 05:00 00



25
▲ 02:00 00

100
-84 3 20

100
-20 3 84

100
- 3 20 84

CANON ZOOM LENSES

Flexible vision for a versatile SLR

Imagine the possibilities when the T70's advanced functions are combined with the unique flexibility of a zoom lens. Zooms do the work of several fixed focal length lenses. Without taking a step you can leap distances and frame your subject at will. In fast action, less frequent lens changes mean fewer photographic opportunities lost. And the T70's selectable program and metering systems ensure that you always get perfectly exposed results.

The Canon FD lens system includes 15 zooms covering every focal length from 24mm wide-angle to 600mm super telephoto. An excellent all-purpose lens is the New FD 28-55mm f/3.5-4.5. As light (220g) and compact as most standard lenses, it is ideal for landscapes and portraiture. Equally compact and light, the FD 35-70mm f/3.5-4.5 provides coverage from moderate wide-angle through standard to short telephoto. A popular lens for sports and wildlife photography is the 80-200mm f/4.

Zoom

FD 24-35mm f/3.5L
FD 28-55mm F/3.5-4.5
FD 35-70mm f/2.8-3.5
FD 35-70mm f/3.5-4.5
FD 35-105mm f/3.5
FD 50-135mm f/3.5
FD 50-300mm f/4.5L
FD 70-150mm f/4.5

FD 70-210mm f/4
FD 80-200mm f/4
FD 85-300mm f/4.5
FD 100-200mm f/5.6
FD 100-300mm f/5.6
FD 150-600mm f/5.6L
Autofocus
FD 35-70mm f/4 AF



FD LENSES

A timeless system of infinite variety

The Canon FD System covers the entire spectrum of photography. From fish-eye to super telephoto, there are now over 50 superb interchangeable lenses, each providing impeccable optical performance and functionality.

The T70 photographer can expect many things from an FD lens. Superior sharpness and strictly uniform color balance, for instance. The selection of the finest optical glass is the starting point in a manufacturing process that involves computer-aided design techniques and culminates in the application of a special multilayered coating to minimize aberrations, ghost and flare. Canon's professional "L" lenses extensively utilize such special materials as aspherical and fluorite elements and ultralow-dispersion (UD) glass.

Canon FD lenses are also renowned for their handling characteristics. Their light weight, compactness and balance combine to produce a "feel" that is a byword in the industry. Lens changing is amazingly fast: a quick twist while pressing a release button to dismount, simple alignment and a short twist the other way to mount.

Precision signal coupling and elimination of mount surface wear make FD lenses the perfect match for every Canon SLR.

Fish-eye

Fish-eye FD 15mm f/2.8

Super Wide-Angle

FD 14mm f/2.8L
FD 17mm f/4
FD 20mm f/2.8

Wide-Angle

FD 24mm f/1.4L
FD 24mm f/2
FD 24mm f/2.8
FD 28mm f/2
FD 28mm f/2.8
FD 35mm f/2
FD 35mm f/2.8

Standard

FD 50mm f/1.2L
FD 50mm f/1.2
FD 50mm f/1.4
FD 50mm f/1.8

Telephoto

FD 85mm f/1.2L
FD 85mm f/1.8
FD 100mm f/2
FD 100mm f/2.8
FD 135mm f/2
FD 135mm f/2.8
FD 135mm f/3.5
FD 200mm f/2.8

FD 200mm f/4

FD 300mm f/2.8L

FD 300mm f/4L

FD 300mm f/4

FD 300mm f/5.6

Super Telephoto

FD 400mm f/2.8L

FD 400mm f/4.5

FD 500mm f/4.5L

FD 600mm f/4.5

FD 800mm f/5.6L

Macro

Macro FD 50mm f/3.5

Macro FD 100mm f/4

Macro FD 200mm f/4

Soft focus

Softfocus FD 85mm f/2.8



FD 80—200 mm f/4 Standard Program



FD 100—300 mm f/5.6 Wide Program



FD 300 mm f/4 Tele Program



FD 135 mm f/2 Shutter Priority AE



FD 28 mm f/2 Standard Program

Attention to Detail Throughout



Soft shutter release

The electromagnetic shutter release responds to the slightest pressure. Gently pressing the button turns the meter on, depressing it fully releases the shutter.



Comfortable grip

Secure camera holding directly affects picture sharpness. The T70's large contoured grip and non-slip thumb rest on the back cover afford a rock-solid hold for both horizontal and vertical shooting.



LCD data panel

The large, clear LCD panel is the monitoring source for an amazing 152 data items. Information displayed when required includes the program mode, shutter speed, ISO setting, film transport, battery check and frame counter.



Battery check, ISO film setting

Any film speed from ISO 12 to 1600 can be set by pressing the ISO button and the shift button. The BC (battery check) provides an LCD reading of the battery condition in three energy levels.



Remote control socket

Remote control operation is possible by plugging the Remote Switch 60 T3 cable into this 3-pin socket.



Shutter speed lock, exposure preview button

Inadvertent shutter speed changing is prevented by turning the outer ring to L (lock). For an exposure reading, press the button in the center.



Cushioned eyecup, eyepiece cover

The soft Eyecup T slots onto the eyepiece for easy, comfortable viewing even when wearing glasses. An



eyepiece cover is also provided to block out extraneous light during time exposures. It clips onto the neckstrap when not in use.



Battery chamber

The camera's two 1.5 V penlight batteries are contained in the grip. The latch can be opened easily with a fingernail.




Back cover latch

The back is opened by pressing a safety button and sliding a latch. Unlike rewind knob releases, there's absolutely no risk of accidentally opening the camera and exposing the film.



Film rewind controls


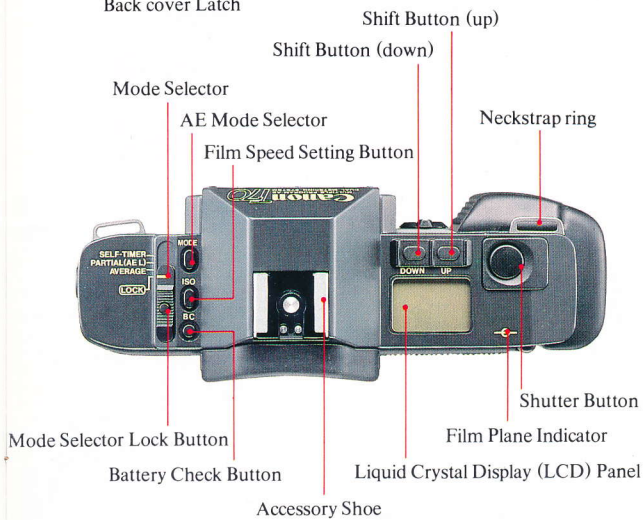


Film rewind is automatic in the T70. Just slide the rewind button release in the direction of the arrow and press in the rewind button.



Reliable EMAS shutter

The EMAS focal plane shutter's rapid 7.5ms curtain speed allows a fast 1/90 sec flash sync speed and minimal vibration in its vertical travel. Fully electronic control is provided by two attraction magnets linked to the CPU.

Nomenclature




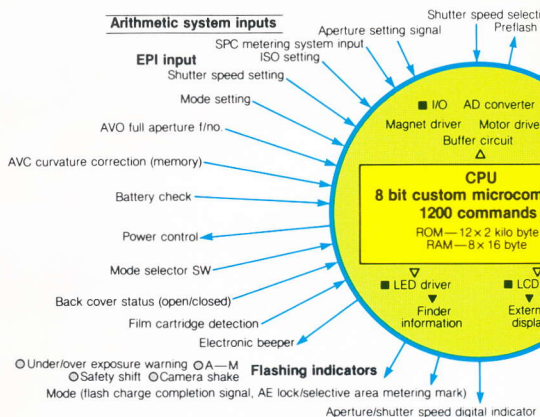
Integrated Reliability and Efficiency

Working behind the scenes to ensure that you never miss a photographic opportunity is an unprecedented array of electronic monitor and control devices. Some, like the back cover, rewind button and mode safety locks are mechanical in nature and externally operable. Others are integrated in the T70's advanced microcircuitry. Among these are the shutter-priority AE safety shift function, viewfinder warnings and LCD information, including film loading/transport status and battery check.

Such a high level of electronics means that fewer moving parts are required. Greater reliability is the direct result. But isn't the price for this higher energy consumption? Surprisingly, this isn't the case. Power conservation was given high priority in the design. It has been attained through such advances as the light-load EMAS shutter and low energy consuming time exposure function. As an added safeguard during long exposures, an hourly automatic battery check is made. The T70 consequently requires only two penlight batteries for all its functions.


Interface of the latest advances in microelectronics, optical, materials and production technologies provided the key to the T70's development. The circuitry scale is several times as great as in the famous Canon A-1. The microprocessor brain of this incredibly complex system is a high-capacity 8-bit CPU with C-MOS LSI and ROM/RAM capacity. The circuit's 5 ICs include a 60-pin IC for the LCD panel and 32-pin Bipolar I²L IC for the viewfinder display.

CPU functions



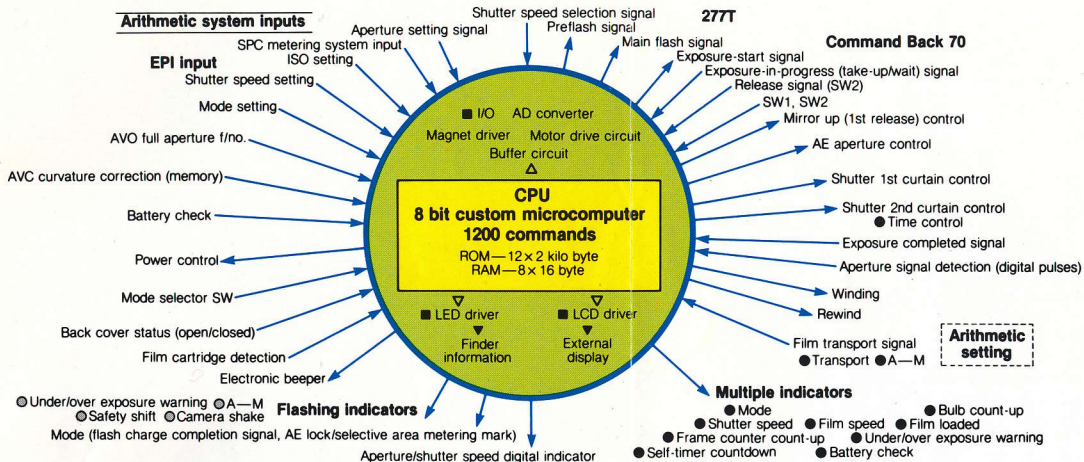
Safety features

- Safety shift function in shutter-priority AE.
- Finder shows an asterisk when AE lock/selective area metering is programmed.
- Tv shift lock.
- Film transport status displayed on LCD panel.
- Film cartridge loading status displayed on LCD panel.
- Battery check displayed in three steps.
- Circuitry protection in case batteries are loaded incorrectly.
 - Safety lock switch for rewind button.

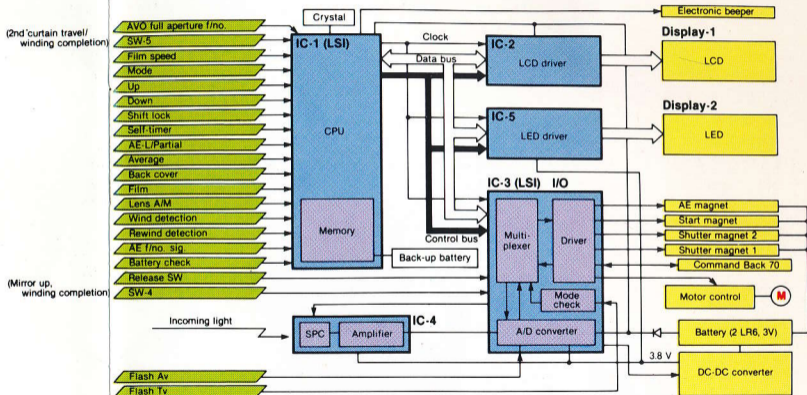


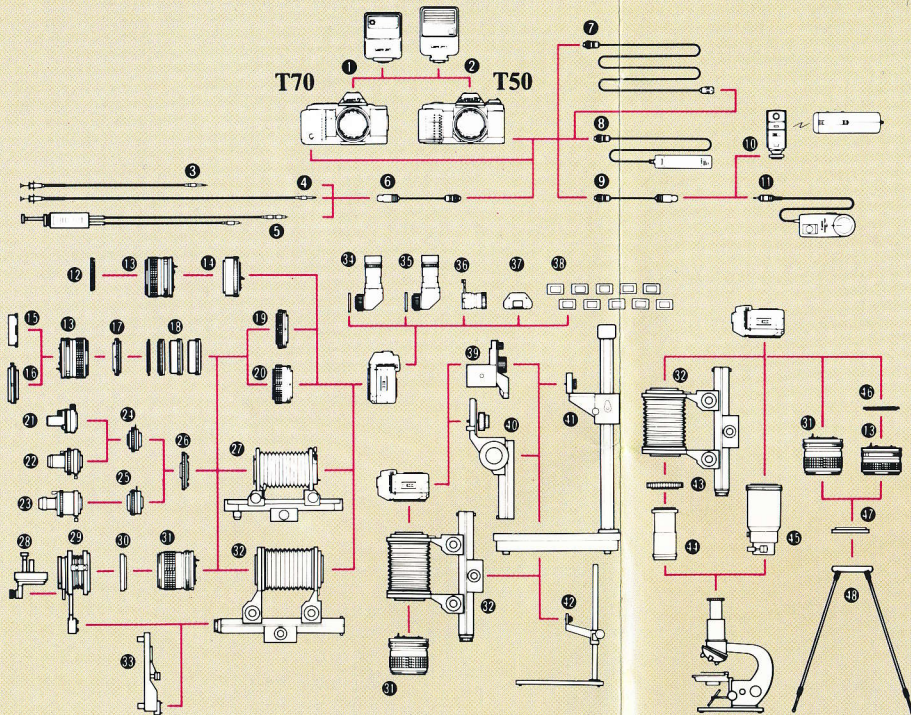
- Camera shake warning automatically adjusts to meet parameters of all programs.
- Mode lock.
- Film-end audio-visual warning.
- Safety lock button for back cover.
- Automatic battery check during time-exposure.
- Built-in lithium battery as back-up power source for LCD memory contents.

CPU functions




Block diagram of electronic circuits





- 1 Speedlite 244T
- 2 Speedlite 277T
- 3 Release 30
- 4 Release 50
- 5 Double Cable Release
- 6 Cable Release Adapter T3
- 7 Extension Cord 1000 T3
- 8 Remote Switch 60 T3
- 9 Remote Switch Adapter T3
- 10 Wireless Controller LC-1
- 11 Interval Timer TM-1 Quartz
- 12 Close-up Lenses 450, 240
- 13 FD 50mm f/1.4
- 14 Extension Tubes FD 15-U, 25-U, 50-U
- 15 Macro Hood
- 16 Macro Auto Ring
- 17 Macrophoto Adapter MA-52
- 18 Extension Tube M set
- 19 Vari-Extension Tube M15-25
- 20 Vari-Extension Tube M30-55
- 21 Duplicator G
- 22 Duplicator 8
- 23 Duplicator 16
- 24 Macrophoto Lens 20mm f/3.5
- 25 Macrophoto Lens 35mm f/2.8
- 26 Macrophoto Lens Adapter
- 27 Bellows FL
- 28 Roll Film Stage
- 29 Duplicator 35
- 30 Attachment Ring
- 31 FD 50mm f/3.5 Macro
- 32 Auto Bellows
- 33 Macro Stage
- 34 Angle Finder A2
- 35 Angle Finder B
- 36 Magnifier S
- 37 Eye Cup T
- 38 Dioptic Adjustment Lenses S
- 39 Camera Holder F4
- 40 Focusing Rail
- 41 Copy Stand 5
- 42 Copy Stand 4
- 43 Lens Mount Converter A
- 44 Microphoto Hood
- 45 Photomicro Unit F
- 46 Extension Tube M5
- 47 F Ring 52mm
- 48 Handy Stand F



Specifications

Type: 35 mm single lens reflex (SLR) camera with electronically controlled automatic exposure (AE) and focal-plane shutter. Wind/rewind fully automatic.

Format: 24 × 36 mm

Exposure modes: Multiprogram AE (Standard program, Tele program, Wide program), shutter-priority AE with safety shift function, manual, stopped-down AE (only for lenses without AE signal pins.), program flash AE and flash AE (with Canon Speedlite 277T).

Usable lenses: Canon FD lenses (full aperture metering) and non-FD lenses (stopped-down metering).

Viewfinder: Fixed eye-level pentaprism without condenser. Gives 92% vertical and horizontal coverage of actual picture area with 0.85x magnification at infinity with a standard 50 mm lens.

Finder information: Displayed to the right of viewing area.

4 point LED: P lights up steadily when camera is in the program mode and exposure is correct. Flashes at 2 Hz to give camera-shake warning. *lights to indicate AE lock. † lights when the flash is fully charged. M flashes at 4 Hz to indicate manual setting.

2 digital display: Indicates aperture setting in shutter-priority AE and program AE. Indicates shutter speed setting in stopped-down AE. (High shutter speeds are abbreviated so that 1/125-1/350 sec become HL, and 1/500-1/1000 sec become HH. Display flashes at 8 Hz to indicate over and underexposure. Display flashes at 2 Hz when safety shift function is operating during shutter-priority AE. Selective area metering range mark.

Dioptric adjustment: Built-in eyepiece is adjusted to standard -1 diopter.

Mirror: Quick return type with shock and noise absorber.

Eyepiece cap: Built into the shoulder pad of the neckstrap.

Light metering system: Through-the-lens (TTL) full aperture metering (for FD lenses), using silicon photocell (SPC). Two selectable weighting patterns, center-weighted average metering and selective area metering. (Selective area metering can only be used with AE lock.) (When using lenses or accessories without AE signal pins, only stopped-down metering may be used.)

Meter coupling range: With ISO 100/21°, ASA 100 film and a 50 mm f/1.4 lens: EV 1-19.

Film speed: ISO 12/12°-ISO 1600/33°, ASA 12-ASA 1600 (in 1/3 steps). Displayed in the LCD panel when pressing the ISO button.

Exposure reading: Exposure can be checked by pressing exposure preview button, or by pressing shutter button halfway.

Shutter: Vertical travel electromagnetic attraction shutter (EMAS), focal-plane.

Shutter speeds: **Automatic:** 1/1000 sec-2 sec. **Manual:** 12 settings, 1/1000, 1/500, 1/250, 1/125, 1/60, 1/30, 1/15, 1/8, 1/4, 1/2, 1, 2 sec. Bulb. (X-sync = 1/90 sec.)

Self-timer: Electronically controlled, with a delay of approx. 10 sec.

Camera-shake warning: The P mark in the finder flashes at 2 Hz during program AE mode operations for the following shutter speeds: Standard program: 1/60 sec or slower. Tele program: 1/125 sec or slower. Wide program: 1/30 sec or slower.

Film loading and first frame positioning: Automatic. After the film has been positioned and the back cover closed, the film is automatically advanced to the 1st usable frame and then automatically stopped. Three blank frames are advanced. The frame counter display then reads "1".

Film advance: Advanced automatically by a built-in motor, enabling continuous shooting. Confirmation by floating bar mark in LCD display.

Film rewind: Automatic using built-in motor. Automatic stop after film has been rewound into the cartridge. Rewind completion is indicated on LCD panel.

Frame counter: Shown in the LCD digital display. Additive type with numbers 1-39, counts down during film rewind.

Back cover: Removable, with memo holder. Opened by sliding latch with safety lock.

Flash contact: Coupled directly to the camera by means of the X-contact on the accessory shoe.

Automatic flash: Program flash AE: With the Speedlite 277T. After radiating an infrared preflash to judge the distance and the reflectivity of the subject, the 277T sets the aperture and 1/90 sec shutter speed automatically. When out of shooting distance range (too far away), a warning is given, indicated by the aperture value flashing in the viewfinder. Electronic flash AE: With the 277T in "F/NO. SET" mode, or with other Canon Speedlites, shutter speed is set automatically to X-sync and aperture to the f/stop that has been set on the flash.

Power source: Main power source: Two AA size (3V) batteries. Alkaline batteries are standard but Ni-Cd batteries may also be used. Memory back up: Built-in lithium battery (BR-1225 or CR-1220). Battery life is approx. 5 years.

Power switch: The power is turned OFF by setting the mode selector (main switch) to "LOCK."

Battery check: By pressing the battery check (BC) button. Three energy levels are shown by bar marks in the LCD.

Remote control: Possible. With three-terminal contact for remote control. Remote Switch GD 3T is required.

Dimensions: 151 (W) × 89.2 (H) × 48.4 (D) mm (5-15/16" × 3-1/2" × 1-7/8")

Weight: 530 g (18-11/16 oz) body only.

Subject to change without notice.