

KONICA

AUTOREFLEX **T**

KONICA HEXANON 1:1.2 f=57

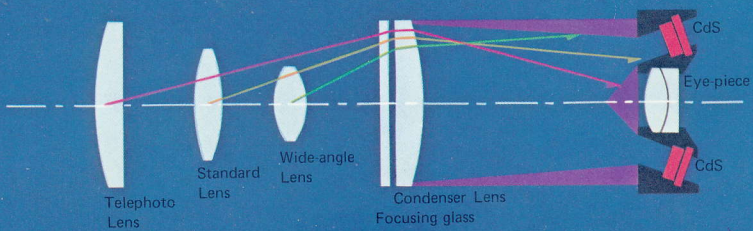





# Konica<sup>®</sup> Autoreflex revolutionized SLR photography.

With automatic exposure  
control that lets you  
call the shots...






**Konica Autoreflex...  
the embodiment of thru-the-lens metering,  
lens-coupled exposure automation  
and professional system capabilities.**

The continuing development of professional-quality 35mm single lens reflexes offers the serious photographer a wide choice of equipment with which to pursue an ever more meaningful expression of his art. Some cameras offer him thru-the-lens metering. Some offer matching needles with which to set exposures. Others set exposures but don't tell what exposure is being set. And most leave the photographer fumbling with the manual chores of exposure-setting, when he should be concentrating on the subject and its composition.

After all, isn't that what photography is all about?

And then there is the Autoreflex, by Konica. The only professional-quality single lens reflex that combines all the advantages of thru-the-lens viewing and focusing, thru-the-lens Cds exposure metering, an advanced noise-dampened all-metal focal plane shutter, a full range of outstanding lenses from 21mm to 1000mm and one important plus. It's called AEC (Automatic Exposure Control), which means that the light measurement read by the dual CdS cells is automatically transferred to the Automatic Hexanon lens, and sets its aperture as you depress the shutter release. This is the essential difference introduced by the Konica Autoreflex that opens new worlds to SLR photography. For it enables you to concentrate on the subject, not on the camera. Yet, for special effects, the Autoreflex can be operated manually to override the exposure set by the camera.



This manual is for reference and historical purposes, all rights reserved.

**This page is copyright© by M. Butkus, NJ.**

This page may not be sold or distributed without the expressed permission of the producer  
I have no connection with any camera company

On-line camera manual library

This is the full text and images from the manual. This may take 3 full minutes for the PDF file to download.

**If you find this manual useful, how about a donation of \$3 to: M. Butkus, 29 Lake Ave., High Bridge, NJ 08829-1701 and send your e-mail address so I can thank you. Most other places would charge you \$7.50 for a electronic copy or \$18.00 for a hard to read Xerox copy.**

**This will allow me to continue to buy new manuals and pay their shipping costs.**

**It'll make you feel better, won't it?**

**If you use Pay Pal or wish to use your credit card,  
click on the secure site on my main page.**

PayPal Name Lynn@butkus.org

Venmo @mike-butkus-camera Ph. 2083

[www.PayPal.me/lynnbutkus](http://www.PayPal.me/lynnbutkus)

Konica Autoreflex offers three-way exposure control...

**AUTOMATIC TRANSFER  
STOPPED-DOWN  
MANUAL**

**AUTOMATIC TRANSFER METHOD**

For the great majority of picture-taking situations, you will want to use any of the Automatic Hexanon lenses from 21mm to 300mm in this most automatic of all exposure control methods. By simply setting the lens aperture ring to the "EE" position, the meter will automatically transfer the correct f/stop (or fractional f/stop) to the lens diaphragm, and set the aperture for you as you depress the shutter release. Thus, the viewfinder is always at its brightest, viewing through full lens aperture at all times. When focusing in dim light conditions, this is an appreciable and obvious advantage.

**STOPPED-DOWN METHOD**

When using Konica Hexanon or other make manual or preset lenses, such as long telephotos, you can align the meter needle to the index mark in the viewfinder, commonly called "match-needle control". This method is the highest degree of automation yet attained by most professional SLRs.

**MANUAL METHOD**

For special photographic situations, such as the use of bellows attachments or close-up rings, or when special exposure effects are desirable under unusual lighting conditions, you can use the ultra-sensitive dual-cell CdS meter to read precise exposure information, then set diaphragm and shutter speed manually.





## Konica Autoreflex viewfinder is your control center...

A major advantage of the Konica Autoreflex viewfinder is the information it offers you. . . information that gives you total control of your exposure as well as your subject composition. Because you know what f/stop is transferred to your lens by the meter, and at what shutter speed the camera is set, Autoreflex automation literally gives you more exposure control than even those reflexes that offer you manual or stopped-down exposure settings. Yes, your

Autoreflex sets exposure for you, but it tells you what it is doing before you shoot! That's another important "plus" brought to you by Konica. But that's not all! A shifting red band automatically matches the lens you are using, to indicate its maximum aperture. A signal also tells you whether you are shooting in "automatic" or "non-automatic" mode. And an index mark tells you if your battery is O.K.

Konica Autoreflex focusing is easier,

too, with a crisp pattern in its Microdiaprim center spot, that smartly disappears when your subject is brought into focus. For those preferring ground glass focusing, a finely ground ring surrounds the Microdiaprim center spot. The overall viewfinder is a bright Fresnel screen, which also permits full-image focusing. Automation without loss of control, that's the Konica Autoreflex story!




## Vari-Angle metering automatically adjusts to match the focal length of your lens.

L-1 Light measurement area for 21mm wide angle lens



L-2 Light measurement area for 57mm standard lens



L-3 Light measurement area for 400mm telephoto lens



A major advantage of the professional single lens reflex is the ease with which a variety of interchangeable lenses may be used. Konica Autoreflex offers another significant advantage, in its unique dual CdS cell metering system. Each CdS cell reads the overall subject area for an averaging light measurement. The two cells overlap their readings, to "weight" the measurement of a center image area matched to the viewing angle of the Hexanon lens with which you are shooting. For example: when you choose a long telephoto, you want to shoot only the narrow field it covers. The light measurement, therefore, must take this into account by adding "weight" to a major portion of the narrow field, for optimum exposure accuracy.

When shooting with a wide angle lens, you cover a broad range of light influences, often ranging from bright to deep shadow. The major area of interest is relatively small, and therefore a narrow band running along the wider dimension of the 35mm frame is "weighted", to more accurately balance the light measurement between the central interest area and the overall subject.


The field of view of a standard lens of 52 or 57mm focal length falls between that of the telephoto and wide angle lenses, and so does the area of its center of interest. Accordingly, the added "weight" of the light measurement is between that of the telephoto and wide angle. Thus, the total light measurement of each subject is directly related to the focal length of the lens in use, assuring maximum exposure accuracy under all conditions, with all lenses. Another meaningful advantage of the Konica Autoreflex!






**Shutter speed settings** on a single dial that also sets ASA film rating. Copal Square-S shutter speeds range from 1 second to 1/1000 on Autoreflex-T (to 1/500 on Autoreflex-A), and B. Synchs with electronic flash at speeds to 1/125, eliminating "ghost" images caused by slower synch speeds of conventional focal plane shutters. Synchs with regular "M" bulbs at all speeds.

**Shutter release lock** on the Autoreflex-T serves as "on-off" meter battery switch, and automatically locks the shutter release when meter is in "off" position.




**Automatic Transfer** is set by turning aperture ring to "EE" position, which locks in place. All Automatic Hexanons feature this setting, which means that the meter reading is automatically transferred to the lens diaphragm, and sets the aperture to the correct exposure for the shutter speed you are using, at the

moment you depress the shutter release. For manual operation, you can unlock the aperture ring from its "EE" position, and set any lens aperture you select.




**Konica bayonet lens mount system** is the fastest and most reliable lens mounting system of all. You simply press the lens release button, turn the lens 60° and it's off. Regardless of which lens you use, there is no need to make adjustments for different maximum apertures. It's all automatic, as is the meter transfer system, with all Automatic Hexanon lenses.



**Selftimer lever** on the Autoreflex-T may be set at any position for variable shutter release delay, up to a maximum of approximately 10 seconds. It may be set before or after the shutter is cocked, and used in "EE" position or any exposure mode.

**Depth of field preview button** on the Autoreflex-T permits you to preview the depth of field for the aperture selected by the electric eye, set manually, or by the "stopped-down" exposure method.



**IGL loading** features a take-up reel with multiple film slits that automatically grab the film for Insta-Grip Loading. You simply insert the film end, the IGL reel does the rest, speedily and reliably. A cut-away in the film cartridge loading chamber permits you to drop the cartridge into place, without having to life up the rewind knob. It's the ideal system when changing film under pressure.

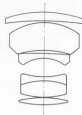


**Battery check button** on the bottom of the Autoreflex-T lets you check the condition of the batteries. An index mark in the viewfinder tells you at a glance that everything is "go".

## Konica Hexanon Lenses

For over two decades, Konica Hexanon lenses have enjoyed a most enviable reputation in the United States, as well as throughout the world, for their singularly high quality. When first introduced on rangefinder cameras, experts acclaimed "the lens alone is worth the price". For the optical performance of these modestly-priced cameras as-tounded editors and optical scientists who put Hexanon lenses through the most rigorous tests known, including those of the National Bureau of Standards. The proof of their exceptionally high resolution, freedom from chromatic aberration, coma and flare, soon was widely published, and firmly established Hexanon lenses as among the finest lenses available in the world market. Hexanon quality is no accident. It begins with advanced computer technology by a team of renowned optical scientists, who test many optical designs for each lens type before final selection of a formula. Taking this result from the drawing board to the camera involves a long series of laborious processes, within an exacting procedure of quality control that makes consistent production possible. Not the least important is the production of several types of optical glass, many of which embody rare earths. Exotic elements such as Thorium, Lanthanum and Zirconium are added to glass mixtures to create the high refractive indexes necessary in sophisticated lens designs. Selection of premium quantities of glass from the large glass pots, stringent spectrophotometric tests after stress and strain checks provide the valuable raw glass for

CONTINUED



**85mm f/1.8 Auto**  
5-group 6-element  
Viewing angle: 28.5°  
Minimum focus: 3 ft.  
Aperture: f/1.8 to 16  
Filter: 58mm screw-in  
Lens shade: 58mm screw-in  
Weight: 15 ozs.



**100mm f/2.8 Auto**  
4-group, 5-element  
Viewing angle: 24°  
Minimum focus: 3 ft.  
Aperture: f/2.8 to 16  
Filter: 55mm screw-in  
Lens shade: 55mm screw-in  
Weight: 11 ozs.



**135mm f/3.5 Auto**  
4-group, 4-element  
Viewing angle: 18°  
Minimum focus: 5 ft.  
Aperture: f/3.5 to 16  
Filter: 55mm screw-in  
Weight: 13 ozs.



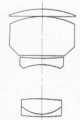
**135mm f/3.5 Preset**  
4-group, 4-element  
Viewing angle: 18°  
Minimum focus: 5 ft.  
Aperture: f/3.5 to 22  
Filter: 55mm screw-in  
Lens shade: 55mm screw-in  
Weight: 13 ozs.



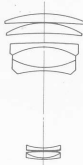
**200mm f/5.6 Preset**  
4-group, 6-element  
Viewing angle: 12°  
Minimum focus: 8 ft.  
Aperture: f/5.6 to 22  
Filter: 46mm screw-in  
Lens shade: pull-out  
Weight: 11½ ozs.



**200mm f/3.5 Preset**  
5-group, 5-element  
Viewing angle: 12°  
Minimum focus: 8 ft.  
Aperture: f/3.5 to 22  
Filter: 67mm screw-in  
Lens shade: 67mm screw-in  
Weight: 30½ ozs.




**200mm f/3.5 Auto**  
4-group, 5-element  
Viewing angle: 12°  
Minimum focus: 8 ft.  
Aperture: f/3.5 to 16  
Filter: 67mm screw-in  
Lens shade: pull-out  
Weight: 30 ozs.




**300mm f/4.5 Auto**

5-group, 8-element  
Viewing angle: 8°  
Minimum focus: 12ft.  
Aperture: f/4.5 to 22  
Filter: 72mm screw-in  
Lens shade: pull-out  
Weight: 34 ozs




**400mm f/4.5 Manual**

4-group, 4-element  
Viewing angle: 6°  
Minimum focus: 25 ft.  
Aperture: f/4.5 to 32  
Filter: 55mm behind-lens  
Lens shade: pull-out  
Weight: 5 lbs. 10 ozs.



**800mm f/8 Manual**

1-group, 2-element  
Viewing angle: 3°  
Minimum focus: 65 ft.  
Aperture: f/8 to 45  
Folding sight  
Filter: 55mm behind-lens  
Lens shade: pull-out  
Weight: 12 lbs. 6 ozs.



**1000mm f/8 Reflex**

6-group, 7-element  
Viewing angle: 2.5°  
Minimum focus: 80 ft.  
Aperture: f/8 to 22  
Folding sight  
Filter: 55mm behind-lens  
Weight: 18 lbs. 12 ozs.

ultimate use in lens elements.

After the numerous stages of rough blank production, initial polishing, curve generation and diamond-dust grinding, the labor of love that sets one lens apart from the others, begins.

This is the final polishing procedure, by highly skilled lens makers who add the most important element of all to Hexanon lenses. . .the human element.

Precision lens manufacture does not end with glass production. Cementing, optical centering, production of barrels with near-zero tolerances, mounting and assembly, and final inspection and photographic testing all combine to produce a range of Hexanons that are second to none in performance and reliability. Whether an extreme 21mm wide angle, or an extra long 1000mm telephoto, you know that a Hexanon on your camera will faithfully record your creativity under the most difficult of shooting conditions. It's another important "plus" of Konica Autoreflex photography.



#### 52mm f/1.8 Auto

5-group, 6-element  
Viewing angle: 45°  
Minimum focus: 20 in.  
Aperture: f/1.8 to 16  
Filter: 55mm screw-in  
Lens shade: 55mm screw-in  
Weight: 7½ ozs.



#### 57mm f/1.4 Auto

5-group, 6-element  
Viewing angle: 42°  
Minimum focus: 18 in.  
Aperture: f/1.4 to 16  
Filter: 55mm screw-in  
Weight: 10 ozs.



#### 57mm f/1.2 Auto

6-group, 7-element  
Viewing angle: 41.5°  
Minimum focus: 18 in.  
Aperture: f/1.2 to 16  
Filter: 62mm screw-in  
Lens shade: 62mm screw-in  
Weight: 17ozs.



#### 80-200mm f/3.5 Auto

10-group, 17-element  
Viewing angle: 30-12°  
Minimum focus: 7 ft.  
Aperture: f/3.5 to 16  
Filter: 67mm screw-in  
Lens shade: 67mm screw-in  
Weight: 2 lbs. 8 ozs.

## Color Dynamic Coating

All camera lenses are coated. But Konica Hexanon lenses introduce a new dimension to this exacting science, that increases light transmission and virtually eliminates the flare and "ghost" images that are especially inherent in large aperture lenses.

The "rose" hue that is the visible characteristic of this new coating technology assures the delicate color balance so vital to natural color photography. The result: nature itself, faithfully captured on your color film! This important innovation could only be developed by one of the world's major producers of color films, Konica, and is another significant advantage of Konica Auto-reflex photography.



U-1 Hexanon Color Dynamic coating



U-2 Ordinary Lens coating




### 21mm f/4 Auto

7-group, 11-element  
Viewing angle: 90°  
Minimum focus: 8 in.  
Aperture: f/4 to 16  
Filter: 77mm screw-in  
Lens shade: 80mm clip-on  
Weight: 12 ozs.



### 28mm f/3.5 Auto

7-group, 7-element  
Viewing angle: 75°  
Minimum focus: 12 in.  
Aperture: f/3.5 to 16  
Filter: 55mm screw-in  
Lens shade: 57mm clip-on  
Weight: 7 ozs.



### 35mm f/2.8 Preset

5-group, 6-element  
Viewing angle: 63°  
Minimum focus: 12 in.  
Aperture: f/2.8 to 22  
Filter: 55mm screw-in  
Lens shade: 57mm clip-on  
Weight: 8½ ozs.



### 35mm f/2.8 Auto

5-group, 6-element  
Viewing angle: 63°  
Minimum focus: 12 in.  
Aperture: f/2.8 to 16  
Filter: 55mm screw-in  
Lens shade: 57mm clip-on  
Weight: 8½ ozs.



### 35mm f/2 Auto

6-group, 9-element  
Viewing angle: 63°  
Minimum focus: 12 in.  
Aperture: f/2 to 16  
Filter: 55mm screw-in  
Lens shade: 57mm Clip-on  
Weight: 11½ ozs



### 55mm f/3.5 Auto Macro

3-group, 4-element  
Viewing angle: 43°  
Minimum focus: 10in.  
Aperture: f/3.5 to 22  
Filter: 55mm screw-in  
Weight: 10½ ozs


## The Autoreflex System

The Konica Autoreflex is more than a camera. It is a total system of photography, with a group of precision, professional accessories that broaden your creative horizons, and capabilities. Whether photographing the infinite, or the infinitesimal, Konica offers you the needed accessories especially designed to perform better, and more easily and quickly with either the Autoreflex-T or Autoreflex-A.




### Close-up Attachment Lenses

The Close-up Attachment Lens #1 permits close-ups from 25" to 12½", while the #2 shortens the range from 14" to 11". Both may be combined, for a range from 11½" to 9". They screw into the lens mounts, like screw-in filters, but require no change in exposure settings.




### Extension Ring Set II

Fits between camera and lens, to extend the close-up focusing range of Hexanon lenses. May be used singly, or in any combination, to shoot images as large as 1:1, or life-size.




### Extension Bellows II

Used in place of Extension Rings, to provide an infinitely variable image magnification in close-up photography. Precision monorail focusing, with sturdy bellows.



### Extension Bellows IID, Slide Copier and Reverse Lens Adapter

Deluxe double-rail bellows, permits movement of both camera and lens, for most precise framing and focusing. Removable slide copier permits same-size or cropped copies of transparencies or film strips.



**Microscope Adapter II**

Makes direct, light-tight connection between Autoreflex body and microscopes, for photomicrography without use of the camera lens.




**Cubeflash**  
Compact BC  
flashgun for  
flashcubes.



**Angle Finder II**

For low-angle or "sneak" shots,  
or when using copy stand or tall  
tripod.



**Auto Ring and Double Cable Release**  
Provide stopped-down aperture  
control, when rings or bellows.  
Permit wide-open viewing  
Automatic Hexanonos are used  
with extension and focusing.



**Lenses Mount Adapters**

Permit use of Konica F, FM, FP and FS  
lenses, Pentax/Practica, Exakta or Nikon  
lenses you may presently own. All permit "stop-  
ped-down" aperture control with Autore-  
flex-T or A.

**Cable Release**

With locking mechanism for time exposures.



**Lens Hoods**

Slip-on and screw-in  
models, square and  
round, to best suit  
the various Hexanon  
lenses.



**Accessory Clip**

Secures on the eyepiece  
of the Autoreflex, for  
mounting flash or other  
clip-on accessories.



**Eyesight Adjustment Lenses**



Available in +1, +2, +3 and -2.5 diopters, to  
screw into camera eyepiece, for use by eye-  
glass wearers who want to view without  
glasses.

**Copy Stand with Camera Holder**

A rigid support for copying, slide du-  
plicating or small object photography.  
Baseboard accommodates subject mater-  
ial to 11" x 14".

**Filters**

Konica Filters are made with the same optical  
precision as Hexanon lenses, in a range of  
colors for black & white or color films.  
Because exposures are read through the lens,  
filter factors are automatically compensated  
for.



## Konica Autoreflex Specifications

### Standard lenses

Auto Hexanon 52mm f/1.8

Auto Hexanon 57mm f/1.4

Auto Hexanon 57mm f/1.2

### Shutter

Copal Square-S, all-metal focal plane.

Speeds: 1, 1/2, 1/4, 1/8, 1/15, 1/30, 1/60, 1/125, 1/250, 1/500, 1/1000\* and Bulb. Cable release socket. Selftimer\*.

### Flash

Individual M and X sockets on body. Synchs with "M" bulbs at all speeds, electronic flash to 1/125.

### Exposure Control

3-Way option: Fully automatic, "stopped-down" (match-needle), or manual.

### Focusing

Microdiaphragm center spot, fine ground glass ring, Fresnel screen.

### Viewing

Brilliant "control center" viewfinder, shows shooting aperture and shutter speed, maximum lens aperture, under/over exposure limits, EE or non-EE exposure control indicator, stopped-down (match-needle) index mark, battery check\*.

### Film advance

Single stroke advances film and counter, cocks shutter. Insta-Grip Loading (IGL) take-up reel, drop-in cartridge chamber.

### Battery

Uses two PX 675 Mercury cells. On-off switch around shutter release also prevents shooting when battery is "off"\*.

### Finish

Exclusive burnishing process makes satin chrome finish impervious to scratches, stains and oxidation. Heavy duty leather-grain vinyl trim. Also available in Professional Black finish\*.

### Dimensions

With f/1.8:

5 3/4" x 3 3/4" x 3 1/2" (148mm x 95mm x 89mm) Weight: 33 oz. (950g)

With f/1.4:

5 3/4" x 3 3/4" x 3 1/2" (148mm x 95mm x 89mm) Weight: 36 oz. (1020g)

With f/1.2:

5 3/4" x 3 3/4" x 3 3/4" (148mm x 95mm x 96mm) Weight: 40 oz. (1220g)



Konica Autoreflex-T with 57mm f/1.2 Auto Hexanon



Konica Autoreflex-T, Professional Black finish, with 57mm f/1.2 Auto Hexanon



Konica Autoreflex-T with 57mm f/1.4 Auto Hexanon



Konica Autoreflex-A with 57mm f/1.4 Auto Hexanon



Konica Autoreflex-T with 52mm f/1.8 Auto Hexanon



Konica Autoreflex-A with 52mm f/1.8 Auto Hexanon

\*Asterisked items available on Autoreflex-T models only. All others on both Autoreflex-T and A. All specifications subject to change without notice.



KONICA AUTOREFLEX T with 35mm F/2.8 lens.  
Exposure: 1/250 second at F/5.6.



KONICA AUTOREFLEX A with 35mm F/2.8 lens.  
Exposure: 1/8 second at F/11.



KONICA AUTOREFLEX T with 57mm F/1.4 lens.  
Exposure: 1/250 second at F/5.6.



KONICA AUTOREFLEX T with 55mm F/3.5 Micro lens.  
Exposure: Electronic Flash  
1/125 second at F/16.



KONICA AUTOREFLEX T With 200mm F/3.5 lens.  
Exposure: 1/250 second at F/11.



KONICA AUTOREFLEX T with 21mm F/4 lens.  
Exposure: 1/60 second at F/11.




KONICA AUTOREFLEX A with 100mm F/2.8 lens.  
Exposure: 1/125 second at F/11.



KONICA AUTOREFLEX T with 85mm F/1.8 lens.  
Exposure: 1/60 second at F/5.6.



KONICA AUTOREFLEX T with 135mm F/3.5 lens.  
Exposure: 1/125 second at F/4. Filter: Yellow



KONICA AUTOREFLEX T with 800 mm F/8 lens.  
Exposure : 1/60 second at F/8